

TIP SHEET

Find and View a Person Summary

Definitions

Person Summary: Outlines registry and measure information, conditions, medications, and allergies.

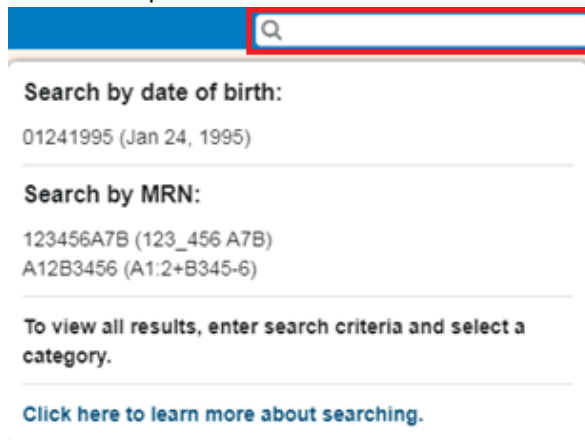
The **person summary** view can be filtered to review all measures and their statuses to quickly identify potential gaps in care.

Methods

There are **four** methods to find a person and view their summary: *Search, Home Page, Scorecard, & Registries*

1. Search - This field is available throughout the HealthRegistries solution.

a. Enter a person's name in the search box.



A search box with a magnifying glass icon is highlighted with a red border. Below it, a search panel is shown with the following sections:

- Search by date of birth:** 01241995 (Jan 24, 1995)
- Search by MRN:** 123456A7B (123_456 A7B) and A12B3456 (A1:2+B345-6)
- To view all results, enter search criteria and select a category.**
- [Click here to learn more about searching.](#)

b. Select the person's name to display his or her summary.

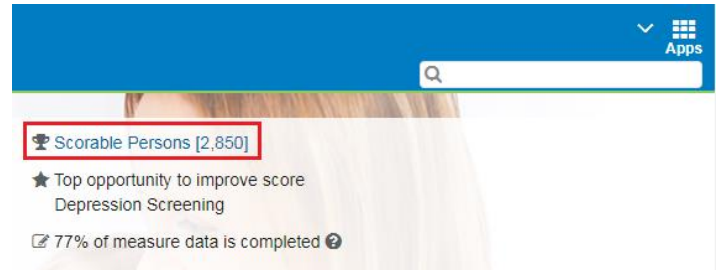


The search box now contains the text "zztest zztestpatient". Below the search box, a table of results is shown. The first result is highlighted with a red border:

Persons	ZZTEST, ZZTESTPATIENT
1	117 years U DOB: Dec 12, 1900 645019536

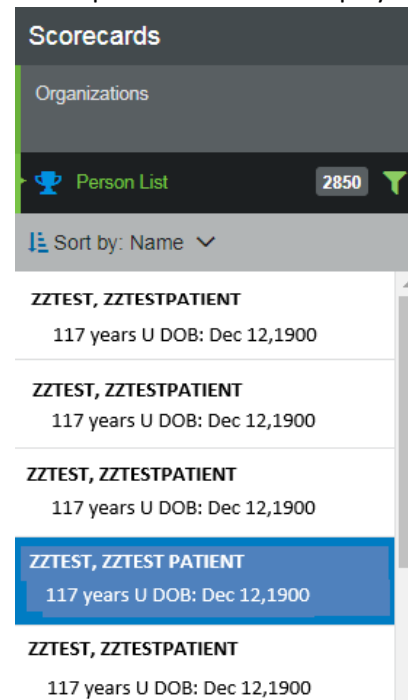
2. Home Page

a. Click the Scorable Persons link.



The Home Page interface is shown. At the top right, there is a search bar and an "Apps" menu. Below the search bar, a link labeled "Scorable Persons [2,850]" is highlighted with a red border. Below this link, there are two status indicators: a star icon with the text "Top opportunity to improve score Depression Screening" and a checkmark icon with the text "77% of measure data is completed".

b. The Person List displays all scorable people. Select the person's name to display their summary.



The "Scorecards" section is shown. It includes a "Person List" with a count of 2850. Below the list, there is a "Sort by: Name" dropdown menu. A list of people is displayed, with one entry highlighted in blue:

Scorecards
Organizations
Person List 2850
Sort by: Name
ZZTEST, ZZTESTPATIENT 117 years U DOB: Dec 12,1900
ZZTEST, ZZTESTPATIENT 117 years U DOB: Dec 12,1900
ZZTEST, ZZTESTPATIENT 117 years U DOB: Dec 12,1900
ZZTEST, ZZTEST PATIENT 117 years U DOB: Dec 12,1900
ZZTEST, ZZTESTPATIENT 117 years U DOB: Dec 12,1900

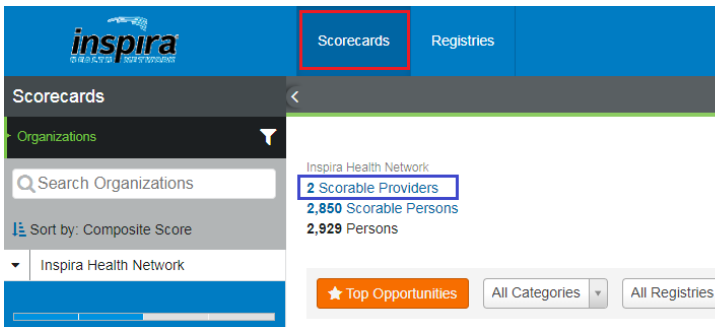
TIP SHEET

Find and View a Person Summary

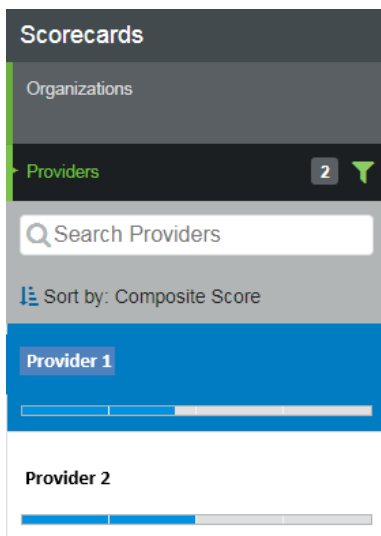


3. Scorecard

a. Click Scorecards.



Note Option to select “Scoreable Providers” to drill down into specific Provider’s Person List vs. Practice

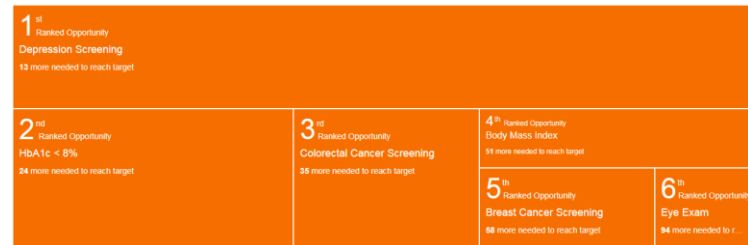


b. To display the Persons List:

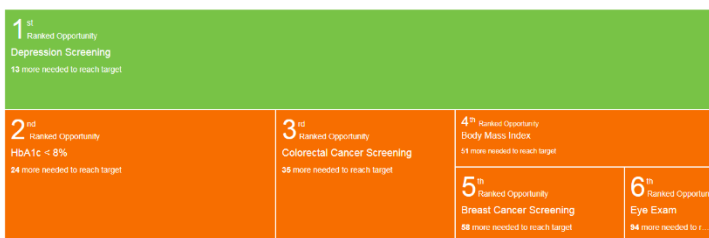
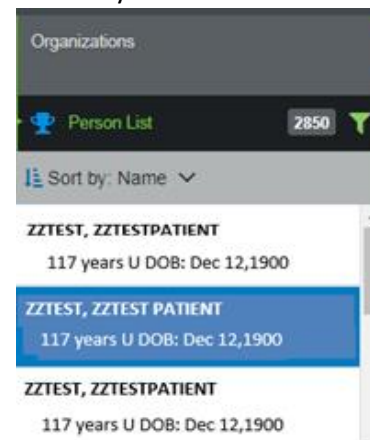
i. Select Measure in Treemap to filter list by & select:

1. Practice Level - “View Filtered Persons”
2. Provider Level”
 - a. View Due Persons
 - b. View Filtered Persons

i. Select “View Persons” at bottom of Treemap



c. Select a person's name to display their summary.



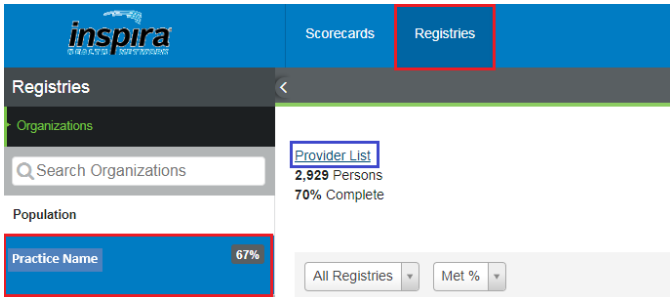
TIP SHEET



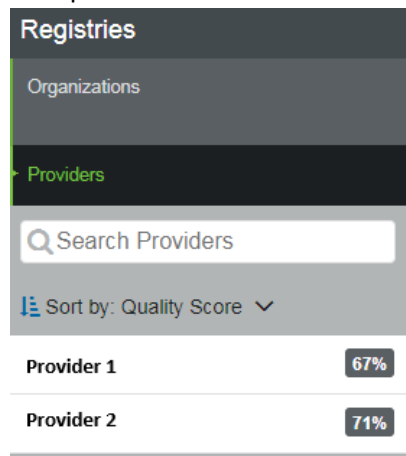
Find and View a Person Summary

4. Registries

- a. Click Registries.
- b. Click your Practice name.



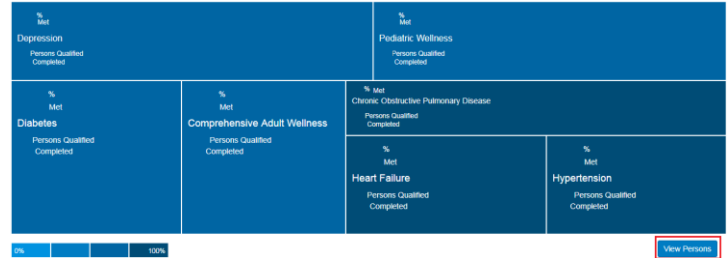
Note Option to select “Provider List” to drill down into specific Provider’s Person List vs. Practice



- c. To display the Persons List:
 - i. Select Measure in Treemap to filter list by & select “View Filtered Persons”



- ii. Select “View Persons” at bottom of Treemap



- d. Select a person's name to display their summary.

